

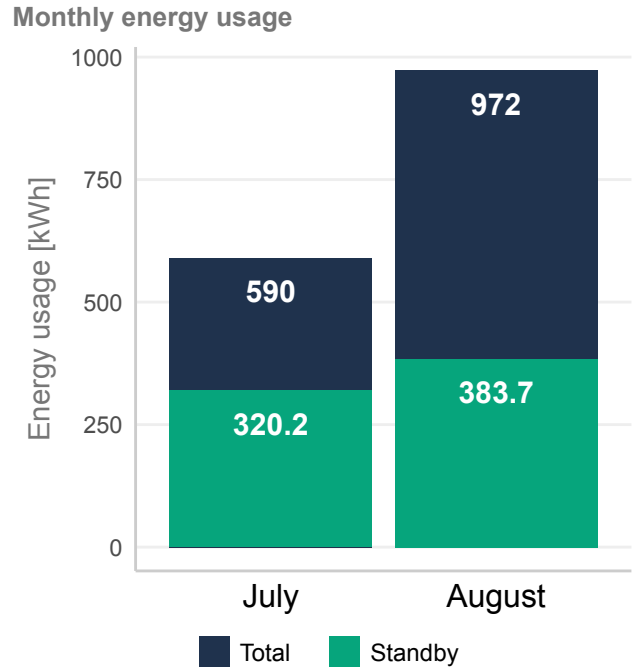
Address:

Meter Nr:

Period:

01.08.22 - 31.08.22

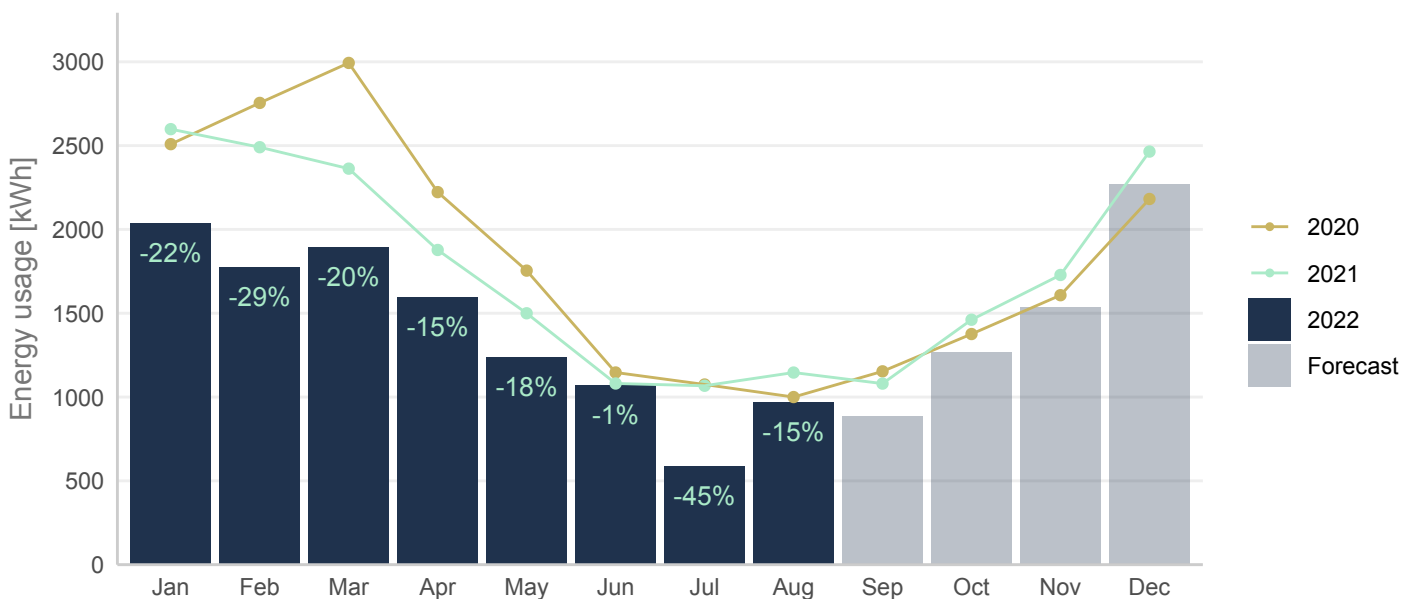
Total energy usage	972 kWh
▲ 65% (382 kWh) more than last month	
Standby energy	383.7 kWh
▲ 63.5 kWh more than last month	
Base load	0.55 kW
▲ 0.09 kW more than last month	
Maximum load	5.17 kW
▲ 0.8 kW more than last month	
Estimated price*	2430 DKK
▲ 955 DKK more than last month	
CO₂ emission*	113.7 kg
▲ 44.7 kg more than last month	



Here you can find the energy usage comparison for the past 2 months. In addition, you can see what part of it was used in stand-by consumption.

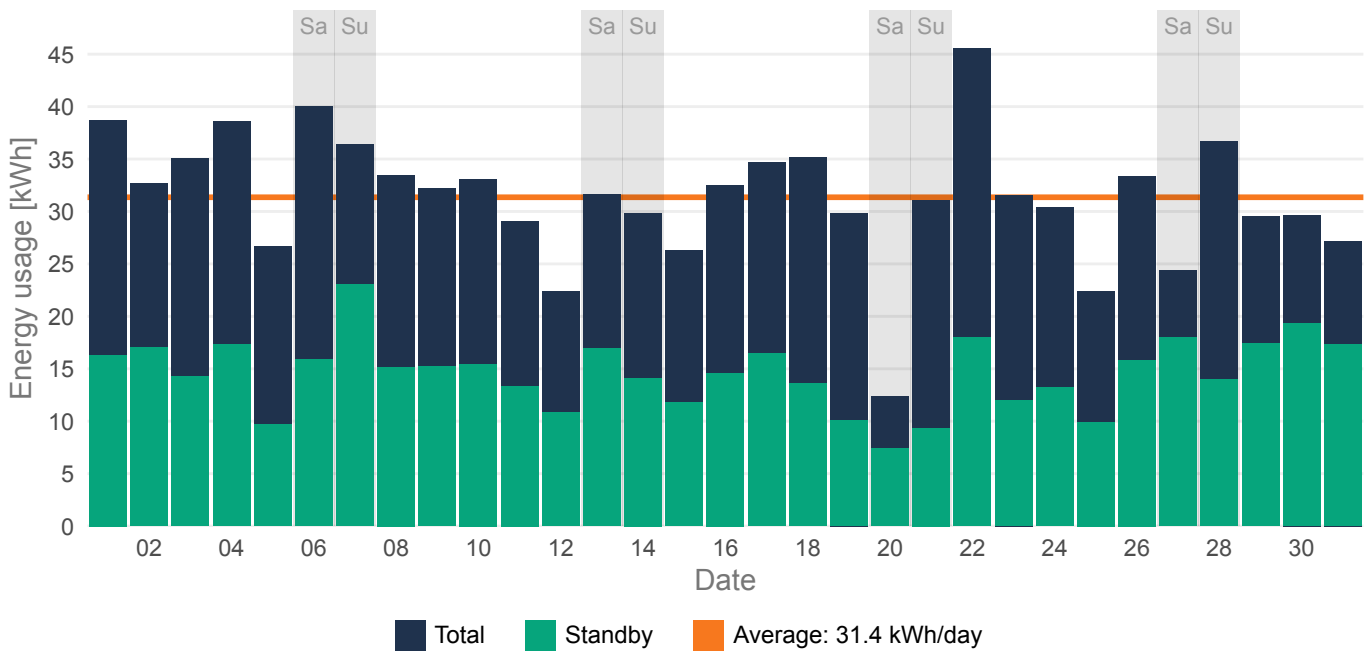
* Energy cost [2.5 DKK/kWh] and CO₂ emissions [117 g/kWh] can be adjusted in ShowMe "Appearance" settings.

Yearly comparison



Compare your monthly energy usage to previous years. The percentages on the bars represent the difference in energy usage compared to last year. A forecast is also presented covering the rest of this year.

Daily energy consumption - August



Heatmap

